



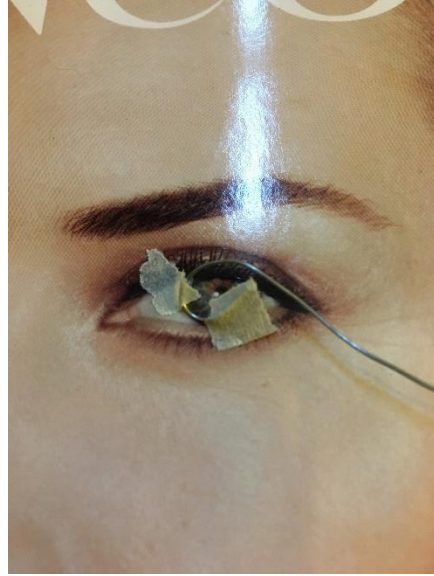
Drawing
with
Wire



Mixed
Media
Wire
Forms

3D SKILL
BUILDER

DRAWING WITH WIRE



You will need:

An image of a face from a magazine

Wire

Masking tape

Directions:

1. Pick a place to start your wire contour drawing and tape in place.
2. Follow the contour of your image, taping and joining as needed.
3. Secure to black paper or wood base.

DRAWING WITH WIRE

Another Option:


1. Use thicker wire and or colored wire
2. Attach to base

You will need:





An image of a face from a magazine or selfie printed out

Wire

Masking tape



Mixed Media Wire Forms



You will need:





Wire

Bird handout and or object

Directions:

1. Decide if you will work from the instruction sheet for a bird or if you will observe an object of your choice.
2. Start basic contour / structure...

Mixed Media Wire Forms



I followed the directions for the bird ...sort of 😊

You will need:

Wire

Bird handout and or object

Mixed Media Wire Examples



Mixed Media Wire Forms

You will need:
Wire Form

Directions:

1. Consider adding paper, colored wire, metal...

