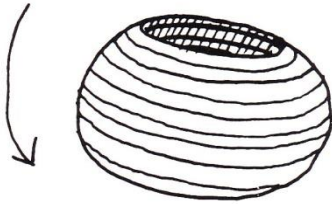
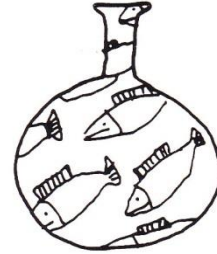


COIL POTS

Your coil pot needs to have a rounded shape—not a cylindrical shape.





You'll use coils to build the form—but the surface will be smoothed so you can add a design.



These are some other "ball" forms with a design.

*Roll out coils so they are as uniform in thickness as possible.



Build up the pot coil by coil. Use a **slab** of uniform thickness as a base. **Score** each coil so that a solid seam is created.

*The coils for the bottom and top of the pot will be shorter than the middle ones if you are creating a rounded ball shape.

Design ideas:



handles



ball variation



hollow ball with tiny holes



spouts