

Artist: Click here to enter text.

Create Rubric

Observe, Envision, Engage & Persist, Stretch & Explore, Express

Artistic Process - Creating: Conceiving and developing new artistic ideas and work Anchor Standard – Organize and develop artistic ideas and work. Anchor Standard – Refine and complete artistic work Artistic Process – Connecting: Relating artistic ideas and work with personal meaning and external context. Anchor Standard - Synthesize and relate knowledge and personal experience to make art. Anchor Standard - Relate artistic ideas and works with societal, cultural and historical context to deepen understanding		
Directions: If you met the target criteria (3), highlight and explain how below. If you did not meet the criteria please explain why or what happened in the left column. If you went above and beyond the target criteria please explain how in the right column.		
Concerns Areas that need improvement 1,2	Target Criteria for proficient performance 3	Advance Evidence of exceeding standards 4
Click here to enter text.	I can investigate my theme and create visual notes.	Click here to enter text.
Click here to enter text.	I can generate multiple ideas and adjust my plans as needed based on feedback.	Click here to enter text.
Click here to enter text.	I can create imagined or observed forms	Click here to enter text.
Click here to enter text.	I can use new knowledge or skills to create my work.	Click here to enter text.
Click here to enter text.	I can convey personal meaning or the purpose of my work.	Click here to enter text.
Click here to enter text.	I can seek inspiration for my artmaking from a variety of sources and explain how they influence my work.	Click here to enter text.

Explain how you created your work and how you met the criteria.




Click or tap here to enter text.

Artist: [Click here to enter text.](#)

Create Rubric

Observe, Envision, Engage & Persist, Stretch & Explore, Express

Provide visual evidence of your process / progress (Be sure to show the beginning, middle, and final) by copying images from seesaw and pasting below:



Now complete your Artist Statement / Reflection in Turn ins