



THEMES + TOPICS

Love & Loss

Dreams & Nightmares

Myths & Legends

Passageways

Memory

Consumption

Identity

Events

Time & Place

Conflict & Resolution

Freedom & Social Change

Industry & Invention

Human Emotions


Natural World

Migration & Movement

History & Stories

Sacred Realm

Humans and Their Environment



Curated by Pam Ehrenreich, please note that when visiting art sites you may encounter the human figure. As an upper level art student you are expected to view in the context of art..

LOVE + LOSS

Essential Question: How can I visually depict my feelings and or experiences with love or loss?

Guiding Questions:

1. Do you want to express love, loss, or both?
2. What or who will inspire your work?
 - a. Who is your mentor artist?
 - b. Will your work be realistic, abstract.....
3. Will your piece be 2D or 3D?
4. How will your idea reflect the overarching quarterly theme?
5. What media, materials, and or techniques will you use?
6. What resources do you need?
7. What skill builder do you need to create your idea?




LOVE + LOSS

ARTIST EXEMPLARS



Mary Frank (b. 1933), *Seated Female*, 1976. Ceramic




<https://www.deviantart.com/quilde/art/Loss-of-my-Love-206864789>



<https://www.deviantart.com/grimweaver/art/Love-and-Loss-Abstract-speedpaint-291490563>

EXPLORE LOVE + LOSS, CREATE VISUAL NOTES

Use the resources as a starting point to create visual notes that explore the theme and address the guiding questions.



**ARTISTS WHO TURN
HEARTBREAK INTO
ART**



**LINKS FOR RESOURCE
IMAGES**



DREAMS + NIGHTMARES

Essential Question: How can I depict my personal dreams or nightmares?

Guiding Questions:

1. Do you want to depict a dream or a nightmare?
2. Will you focus on hopes or fears?
3. What or who will inspire your work?
 - a. Who is your mentor artist?
 - b. Will your depiction be realistic, bizarre but believable or nonsensical?
4. Will your piece be 2D or 3D?
5. How will your idea reflect the overarching quarterly theme?
6. What media, materials, and or techniques will you use?
7. What resources do you need?
8. What skill builder do you need to create your idea?

ARTIST EXEMPLARS

Dali




Richard A. Moore III



EXPLORE DREAMS + NIGHTMARES, CREATE VISUAL NOTES

Use the resources as a starting point to create visual notes that explore the theme and address the guiding questions.



MOMA
LEARNING -
SURREALISM



LINKS FOR RESOURCE
IMAGES



MYTHS + LEGENDS

Essential Question: How can I visually interpret a myth or legend?

Guiding Questions:

1. What myth or legend will inspire your work?
2. What style do you want to work in?
 - a. Who is your mentor artist?
 - b. How will you use media and materials?
 - c. How can you create original work?
3. Will your piece be 2D or 3D?
4. How will your idea reflect the overarching quarterly theme?
5. What media, materials, and or techniques will you use?
6. What resources do you need?
7. What skill builder do you need to create your idea?






EXPLORE MYTHS + LEGENDS, CREATE VISUAL NOTES

Use the resources as a starting point to create visual notes that explore the theme and address the guiding questions.



WHAT IS A MYTH...



LINKS FOR RESOURCE
IMAGES




PASSAGEWAYS

Essential Question: How can I represent the idea of a passageway from one place / time to another?

Guiding Questions:

1. What type of passageway will you depict? Actual like a bridge or tunnel, the passage of time, or passage from place to place?
2. Will you focus on literal or conceptual ideas?
3. What or who will inspire your work?
 - a. Who is your mentor artist?
 - b. What style do you want to work in?
4. Will your piece be 2D or 3D?
5. How will your idea reflect the overarching quarterly theme?
6. What media, materials, and or techniques will you use?
7. What resources do you need?
8. What skill builder do you need to create your idea?




ARTIST EXEMPLARS



Transcendent Passage - Dali



Luka Lazović




EXPLORE PASSAGEWAYS, CREATE VISUAL NOTES

Use the resources as a starting point to create visual notes that explore the theme and address the guiding questions.



CHECK OUT
ARTIST JENNIFER
BABCOCK



LINKS FOR RESOURCE
IMAGES




MEMORY

Essential Question: How can I visually depict a personal memory of an event, time or place?

Guiding Questions:

1. What type of memory will you depict, event, time, or place?
2. What emotions are tied to your memory?
3. What or who will inspire your work?
 - a. Who is your mentor artist?
 - b. What style do you want to work in?
4. Will your piece be 2D or 3D?
5. How will your idea reflect the overarching quarterly theme?
6. What media, materials, and or techniques will you use?
7. What resources do you need?
8. What skill builder do you need to create your idea?




MEMORY

ARTIST EXEMPLARS




EXPLORE MEMORY, CREATE VISUAL NOTES

Use the resources as a starting point to create visual notes that explore the theme and address the guiding questions.



READ THIS!



LINKS FOR RESOURCE
IMAGES



CONSUMPTION

Essential Question: How can I record human consumption as evidence of our existence?

Guiding Questions:

1. Whose consumption will you record or research?
2. What does consumption say about humans?
3. Will your work send a message or provide social commentary?
4. What or who will inspire your work?
 - a. Who is your mentor artist?
 - b. What is the message, mood or meaning?
5. Will your piece be 2D or 3D?
6. How will your idea reflect the overarching quarterly theme?
7. What resources do you need?
8. What media, materials, and or techniques will you use?
9. What skill builder do you need to create your idea?

CONSUMPTION

ARTIST EXEMPLARS



Itamar
Gilboa



<https://mymodernmet.com/blu-consumer-consumption/>



MARK SAMSONOVICH WARNING
TOO MUCH CONSUMPTION MAY
CAUSE SICKNESS

Created & Curated by Pam Ehrenreich

EXPLORE CONSUMPTION, CREATE VISUAL NOTES

Use the resources as a starting point to create visual notes that explore the theme and address the guiding questions.



**IS CONSUMERISM DEPICTED
IN ART A RELEVANT
CRITIQUE OF
CONTEMPORARY SOCIETY
AND CULTURE?**

**LINKS FOR RESOURCE
IMAGES**



IDENTITY

Essential Question: How can I express my identity?

Guiding Questions:


1. What makes you, you?
2. How can you represent yourself physically or symbolically
3. What or who will inspire your work?
 - a. Who is your mentor artist?
 - b. What style do you want to work in?
4. What resources do you need?
5. Will your piece be 2D or 3D?
6. How will your idea reflect the overarching quarterly theme?
7. What media, materials, and or techniques will you use?
8. What resources do you need?
9. What skill builder do you need to create your idea?

IDENTITY

ARTIST EXEMPLARS



Mauricio Paz Viola



<https://www.deviantart.com/verofalcioniart/art/Identity-411019691>



Joseph Lee




Bayu Utomo Radjikin **Lang Kacang**
Mixed media 141 x 104 x 120 cm 1991
Collection of the Singapore Art Museum

EXPLORE IDENTITY, CREATE VISUAL NOTES

Use the resources as a starting point to create visual notes that explore the theme and address the guiding questions.

READ THIS!



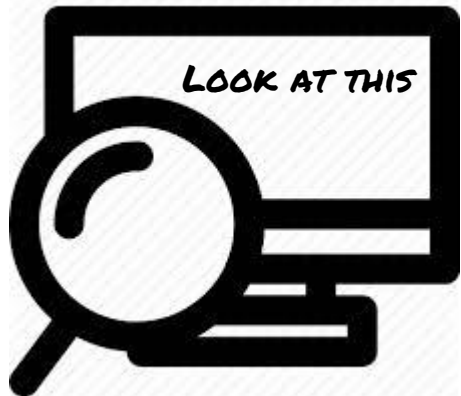
CHECK
OUT
THIS ABSTRACT
ARTIST!




MOMA
LEARNING
-IDENTITY



LOOK AT THIS



BLOG



LINKS FOR RESOURCE
IMAGES




EVENTS


Essential Question: How can I represent past or present events?

Guiding Questions:

1. Do you want to explore a life event, a current or historical event?
2. How will you express your feelings or viewpoint of your event?
3. What or who will inspire your work?
 - a. How have others responded to your event?
 - b. Who is your mentor artist?
 - c. What style do you want to work in?...
4. Will your piece be 2D or 3D?
5. How will your idea reflect the overarching quarterly theme?
6. What media, materials, and or techniques will you use?
7. What resources do you need?
8. What skill builder do you need to create your idea?



ARTIST EXEMPLARS



<https://www.artmajeur.com/en/joyce-kilmer/artworks/9512596/back-porch-prom-night>



William Ashley-Norman



EXPLORE EVENTS, CREATE VISUAL NOTES

Use the resources as a starting point to create visual notes that explore the theme and address the guiding questions.

CHECK THIS OUT!



CHECK OUT
THESE ARTISTS

LINKS FOR RESOURCE
IMAGES



TIME + PLACE

Essential Question: How can I visually express time and place?

Guiding Questions:

1. Do you want to depict about time and place?
 - a. A specific time or place?
 - b. A moment in time in specific place?
 - c. The passage of time in a specific place?
 - d. Your place in society, or a group?
2. What or who will inspire your work?
 - a. Who is your mentor artist?
 - b. What style do you want to work in.?
3. Will your piece be 2D or 3D?
4. How will your idea reflect the overarching quarterly theme?
5. What media, materials, and or techniques will you use?
6. What resources do you need?
7. What skill builder do you need to create your idea?



ARTIST EXEMPLARS



Another Time, Another Place
PAUL KENTON



Kerry James Marshall

EXPLORE TIME + PLACE, CREATE VISUAL NOTES

Use the resources as a starting point to create visual notes that explore the theme and address the guiding questions.



CHECK
OUT THIS
ARTIST!



LINKS FOR RESOURCE
IMAGES



CONFLICT + RESOLUTION

Essential Question: How can I depict the idea of conflict and or resolution in an art piece?

Guiding Questions:

1. What conflict or struggle will you depict?
 - a. What symbolism is associated with your conflict?
 - b. Will you include a resolution?
2. What or who will inspire your work?
 - a. Who is your mentor artist?
 - b. Will your work be realistic, abstract....
3. Will your piece be 2D or 3D?
4. How will your idea reflect the overarching quarterly theme?
5. What media, materials, and or techniques will you use?
6. What skill builder do you need to create your idea?



CONFLICT + RESOLUTION

ARTIST EXEMPLARS




Artist not known,
Democratic
Republic of
Congo




Dana Schutz, *Conflict*

EXPLORE CONFLICT + RESOLUTION, CREATE VISUAL NOTES

READ THIS!



Use the resources as a starting point to create visual notes that explore the theme and address the guiding questions.



**LINKS FOR RESOURCE
IMAGES**





FREEDOM + SOCIAL CHANGE

Essential Question: How can I express my personal views on freedom and social issues to impact others?

Guiding Questions:

1. Do you want to explore freedom or a social issue?
 - a. What freedom or social issue will you explore?
 - b. Why do you care about the freedom or issue?
 - c. What is your viewpoint or message?
2. What or who will inspire your work?
 - a. Who is your mentor artist?
 - b. Will your work be realistic, abstract.....
3. Will your piece be 2D or 3D?
4. How will your idea reflect the overarching quarterly theme?
5. What media, materials, and or techniques will you use?
6. What skill builder do you need to create your idea?

ARTIST EXEMPLARS



Andrea Bowers



EXPLORE FREEDOM + SOCIAL CHANGE, CREATE VISUAL NOTES

Use the resources as a starting point to create visual notes that explore the theme and address the guiding questions.

READ THIS!



BANKSY



SCULPTURES
THAT TACKLE
LIFE



LINKS FOR RESOURCE
IMAGES



INDUSTRY + INVENTION

Essential Question: How can I visually depict the impact of industry and invention?

Guiding Questions:

1. What industry or invention do you want to explore?
 - a. How does the industry or invention impact people, places or things?
 - b. What are your feelings about the industry or invention?
2. What or who will inspire your work?
 - a. Who is your mentor artist?
 - b. What style do you want to work in?
3. Will your piece be 2D or 3D?
4. How will your idea reflect the overarching quarterly theme?
5. What media, materials, and or techniques will you use?
6. What skill builder do you need to create your idea?



ARTIST EXEMPLARS



Thomas Hart Benton



EXPLORE INDUSTRY + INNOVATION, CREATE VISUAL NOTES

Use the resources as a starting point to create visual notes that explore the theme and address the guiding questions.

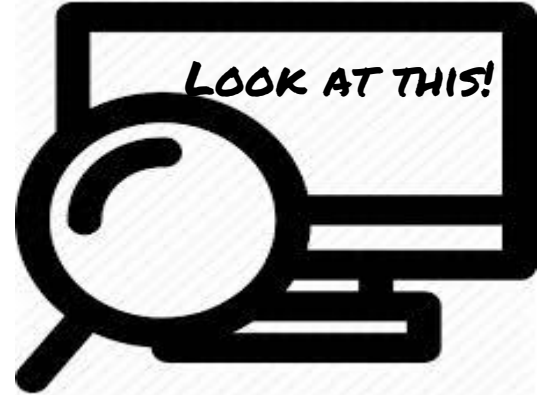
READ THIS!



EXPLORE DIEGO RIVERA'S MURALS



LOOK AT THIS!



LINKS FOR RESOURCE
IMAGES




HUMAN EMOTIONS

Essential Question: How can I use objects and symbols to depict human emotions?

Guiding Questions:


1. What emotion(s) do you want to depict?
2. What objects, symbols...are associated with the emotion you want to depict?
3. What or who will inspire your work?
 - a. Who is your mentor artist?
 - b. What style do you want to work in?
4. Will your piece be 2D or 3D?
5. How will your idea reflect the overarching quarterly theme?
6. What media, materials, and or techniques will you use?
7. What skill builder do you need to create your idea?



ARTIST EXEMPLARS



Guayasamin
Oswaldo





Denise Baldwin



Vignette: Jada Lynn Dixon

EXPLORE HUMAN EMOTIONS, CREATE VISUAL NOTES

Use the resources as a starting point to create visual notes that explore the theme and address the guiding questions.



READ THIS!



LINKS FOR RESOURCE
IMAGES



Essential Question: How can I use things found in the natural world to influence my artwork?

Guiding Questions:

1. What in the natural world will you focus on?
2. What characteristics and qualities does your plant, animal, or object have?
3. What or who will inspire your work?
 - a. Who is your mentor artist?
 - b. What style will you work in?
4. Will your piece be 2D or 3D?
5. How will your idea reflect the overarching quarterly theme?
6. What media, materials, and or techniques will you use?
7. What skill builder do you need to create your idea?



ARTIST EXEMPLARS



Sharmon
Davidson



Gail Savage



David Boyajian

EXPLORE THE NATURAL WORLD, CREATE VISUAL NOTES

Use the resources as a starting point to create visual notes that explore the theme and address the guiding questions.

LOOK AT THIS!




ARTIST INSPIRED
BY NATURE



ARTIST INSPIRED
BY NATURE

LOOK AT THIS!



LINKS FOR RESOURCE
IMAGES



MIGRATION + MOVEMENT

Essential Question: How can I visually express ideas of migration and or movement?

Guiding Questions:

1. Do you want to focus on migration or movement?
 - a. Will your work be literal or metaphorical?
 - b. Will your work demonstrate visual or actual movement?
2. What or who will inspire your work?
 - a. Who is your mentor artist?
 - b. Will your work be realistic, abstract....
3. Will your piece be 2D or 3D?
4. How will your idea reflect the overarching quarterly theme?
5. What media, materials, and or techniques will you use?
6. What skill builder do you need to create your idea?



MIGRATION + MOVEMENT

ARTIST EXEMPLARS



Velocity
Andy Farr



Installation view, *Calder: Nonspace*




Derek Gores


EXPLORE MIGRATION + MOVEMENT, CREATE VISUAL NOTES

Use the resources as a starting point to create visual notes that explore the theme and address the guiding questions.

READ THIS!



LOOK AT THIS!



**MOMA LEARNING -
MIGRATION + MOVEMENT**



**LINKS FOR RESOURCE
IMAGES**



Essential Question: How can I visually depict stories of the past?

Guiding Questions:

1. What event or story from the past do you want to depict?
 - a. Where does the event or story take place?
 - b. Who is involved?
 - c. What happened?
2. What or who will inspire your work?
 - a. Who is your mentor artist?
 - b. Will your work be realistic, abstract.....
3. Will your piece be 2D or 3D?
4. How will your idea reflect the overarching quarterly theme?
5. What media, materials, and or techniques will you use?
6. What skill builder do you need to create your idea?

ARTIST EXEMPLARS




Sculptor Steve Tobin created *Trinity Root*, an 18-foot-tall, three-ton bronze inspired by that tree, as a memorial to the tragedy



Picasso's *Guernica* shows the tragedies of war and the suffering it inflicts upon individuals, particularly innocent civilians. This work has gained a monumental status, becoming a perpetual reminder of the tragedies of war, an anti-war symbol, and an embodiment of peace.

EXPLORE HISTORY + STORIES, CREATE VISUAL NOTES

Use the resources as a starting point to create visual notes that explore the theme and address the guiding questions.



ROMARE BEARDEN



LINKS FOR RESOURCE
IMAGES



SACRED REALM

Essential Question: How can the use of imagination depict the sacred realm and influence my art making?

Guiding Questions:

1. What aspect of the sacred realm will you use to influence your work? Spirituality, Mythical Worlds, Supernatural...
2. Will your work reflect a place, person, or object?
3. What or who will inspire your work?
 - a. Who is your mentor artist?
 - b. How will imagination play a role in your work?
4. Will your piece be 2D or 3D?
5. How will your idea reflect the overarching quarterly theme?
6. What media, materials, and or techniques will you use?
7. What skill builder do you need to create your idea?



SACRED REALM

ARTIST EXEMPLARS



Pan Hung figures, Yao culture (early to mid-20th century), Vietnam




Andy Warhol
Sacred Warhol:
Andy Warhol's Religious Art



Ann Stokes

EXPLORE THE SACRED REALM, CREATE VISUAL NOTES

Use the resources as a starting point to create visual notes that explore the theme and address the guiding questions.



CHECK OUT
THIS SITE!



LINKS FOR RESOURCE
IMAGES



HUMANS + THEIR ENVIRONMENT

Essential Question: How can everyday life inspire my personal artmaking?

Guiding Questions:

1. What of daily life or human interaction with their environment do you want to portray?
2. What or who will inspire your work?
 - a. Who is your mentor artist?
 - b. What style do you want to work in?
3. Will your piece be 2D or 3D?
4. How will your idea reflect the overarching quarterly theme?
5. What media, materials, and or techniques will you use?
6. What skill builder do you need to create your idea?



ARTIST EXEMPLARS



Jacob Lawrence
Celebration of Harlem



Ekua Holmes
Let the Games Begin



Leslie Fry
Pinning
Created & Curated by Pam Ehrenreich

EXPLORE HUMANS + THEIR ENVIRONMENT, CREATE VISUAL NOTES

Use the resources as a starting point to create visual notes that explore the theme and address the guiding questions.

READ THIS!

LOOK AT
THESE ARTISTS



LINKS FOR RESOURCE
IMAGES



IMAGE SITES



[Morguefile](#)



[Burst Photo](#)



[FreePhotos](#)



[Juxtapoz](#)



[Pixabay](#)